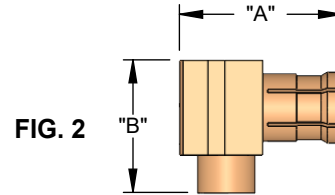
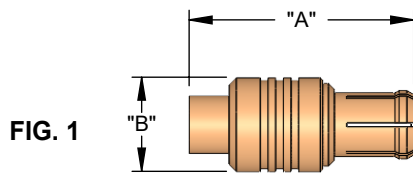


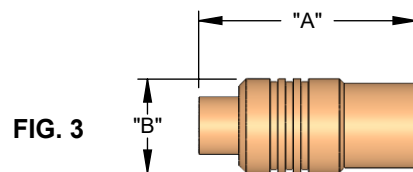
STRAIGHT & RIGHT ANGLE PLUG - DIRECT SOLDER FOR SEMI-RIGID CABLE

FIG.	POL. (Z)	CABLE GROUP	MATERIAL	BODY PLATING	CONTACT PLATING	MOUNTING	DIM "A"	DIM "B"	DIM "C"	PART NUMBER
1	-	11	BRASS	GOLD	GOLD - C	-	.463 [11.8]	.196 [5.0]	-	30M-1NN-111-00G
1	-	11	BRASS	NICKEL	GOLD - C	-	.463 [11.8]	.196 [5.0]	-	30M-1NN-111-00N
1	-	03	BRASS	GOLD	GOLD - C	-	.463 [11.8]	.196 [5.0]	-	30M-1NN-103-00G
1	-	03	BRASS	NICKEL	GOLD - C	-	.463 [11.8]	.196 [5.0]	-	30M-1NN-103-00N
2	-	11	BRASS	GOLD	GOLD - C	-	.343 [8.71]	.290 [7.4]	-	30M-2NN-111-00G
2	-	11	BRASS	NICKEL	GOLD - C	-	.343 [8.71]	.290 [7.4]	-	30M-2NN-111-00N
2	-	03	BRASS	GOLD	GOLD - C	-	.343 [8.71]	.290 [7.4]	-	30M-2NN-103-00G
2	-	03	BRASS	NICKEL	GOLD - C	-	.343 [8.71]	.290 [7.4]	-	30M-2NN-103-00N



STRAIGHT JACK - DIRECT SOLDER FOR SEMI-RIGID CABLE

FIG.	POL. (Z)	CABLE GROUP	MATERIAL	BODY PLATING	CONTACT PLATING	MOUNTING	DIM "A"	DIM "B"	DIM "C"	PART NUMBER
3	-	11	BRASS	GOLD	GOLD - C	-	.453 [11.5]	.196 [5.0]	-	30F-1NN-111-00G
3	-	11	BRASS	NICKEL	GOLD - C	-	.453 [11.5]	.196 [5.0]	-	30F-1NN-111-00N
3	-	03	BRASS	GOLD	GOLD - C	-	.453 [11.5]	.196 [5.0]	-	30F-1NN-103-00G
3	-	03	BRASS	NICKEL	GOLD - C	-	.453 [11.5]	.196 [5.0]	-	30F-1NN-103-00N



NOTES: 1. "C" CODING IN THE "CONTACT PLATING" COLUMN DESIGNATES A CAPTIVE CONTACT DESIGN.

STRAIGHT & RIGHT ANGLE PLUG - CRIMP TYPE FOR FLEXIBLE CABLE

FIG.	POL. (Z)	CABLE GROUP	MATERIAL	BODY PLATING	CONTACT PLATING	MOUNTING	DIM "A"	DIM "B"	DIM "C"	PART NUMBER
1	-	01	BRASS	GOLD	GOLD - C	-	.710 [18.0]	.196 [5.0]	-	30M-1NN-301-00G
1	-	01	BRASS	NICKEL	GOLD - C	-	.710 [18.0]	.196 [5.0]	-	30M-1NN-301-00N
1	-	05	BRASS	GOLD	GOLD - C	-	.710 [18.0]	.196 [5.0]	-	30M-1NN-305-00G
1	-	05	BRASS	NICKEL	GOLD - C	-	.710 [18.0]	.196 [5.0]	-	30M-1NN-305-00N
1	-	06	BRASS	GOLD	GOLD - C	-	.710 [18.0]	.196 [5.0]	-	30M-1NN-306-00G
1	-	06	BRASS	NICKEL	GOLD - C	-	.710 [18.0]	.196 [5.0]	-	30M-1NN-306-00N
1	-	07	BRASS	GOLD	GOLD - C	-	.710 [18.0]	.196 [5.0]	-	30M-1NN-307-00G
1	-	07	BRASS	NICKEL	GOLD - C	-	.710 [18.0]	.196 [5.0]	-	30M-1NN-307-00N
2	-	01	BRASS	GOLD	GOLD - C	-	.310 [7.9]	.530 [13.5]	-	30M-2NN-301-00G
2	-	01	BRASS	NICKEL	GOLD - C	-	.310 [7.9]	.530 [13.5]	-	30M-2NN-301-00N
2	-	05	BRASS	GOLD	GOLD - C	-	.310 [7.9]	.530 [13.5]	-	30M-2NN-305-00G
2	-	05	BRASS	NICKEL	GOLD - C	-	.310 [7.9]	.530 [13.5]	-	30M-2NN-305-00N
2	-	06	BRASS	GOLD	GOLD - C	-	.310 [7.9]	.530 [13.5]	-	30M-2NN-306-00G
2	-	06	BRASS	NICKEL	GOLD - C	-	.310 [7.9]	.530 [13.5]	-	30M-2NN-306-00N
2	-	07	BRASS	GOLD	GOLD - C	-	.310 [7.9]	.530 [13.5]	-	30M-2NN-307-00G
2	-	07	BRASS	NICKEL	GOLD - C	-	.310 [7.9]	.530 [13.5]	-	30M-2NN-307-00N

FIG. 1

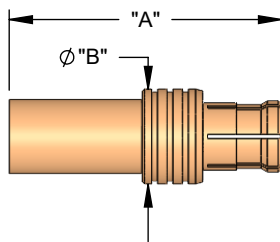
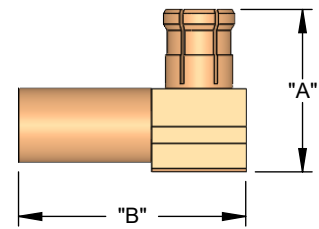


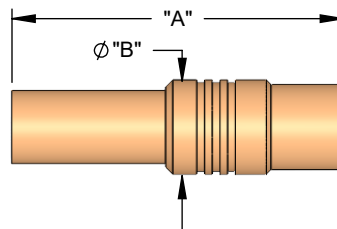
FIG. 2



STRAIGHT JACK - CRIMP TYPE FOR FLEXIBLE CABLE

FIG.	POL. (Z)	CABLE GROUP	MATERIAL	BODY PLATING	CONTACT PLATING	MOUNTING	DIM "A"	DIM "B"	DIM "C"	PART NUMBER
3	-	01	BRASS	GOLD	GOLD - C	-	.690 [17.5]	.196 [5.0]	-	30F-1NN-301-00G
3	-	01	BRASS	NICKEL	GOLD - C	-	.690 [17.5]	.196 [5.0]	-	30F-1NN-301-00N
3	-	05	BRASS	GOLD	GOLD - C	-	.690 [17.5]	.196 [5.0]	-	30F-1NN-305-00G
3	-	05	BRASS	NICKEL	GOLD - C	-	.690 [17.5]	.196 [5.0]	-	30F-1NN-305-00N
3	-	06	BRASS	GOLD	GOLD - C	-	.690 [17.5]	.196 [5.0]	-	30F-1NN-306-00G
3	-	06	BRASS	NICKEL	GOLD - C	-	.690 [17.5]	.196 [5.0]	-	30F-1NN-306-00N
3	-	07	BRASS	GOLD	GOLD - C	-	.690 [17.5]	.196 [5.0]	-	30F-1NN-307-00G
3	-	07	BRASS	NICKEL	GOLD - C	-	.690 [17.5]	.196 [5.0]	-	30F-1NN-307-00N

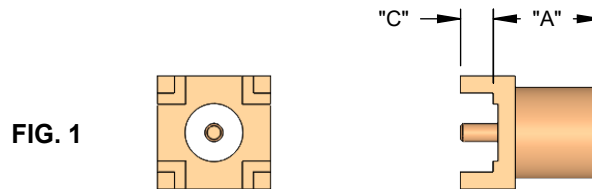
FIG. 3



NOTES: 1. "C" CODING IN THE "CONTACT PLATING" COLUMN DESIGNATES A CAPTIVE CONTACT DESIGN.

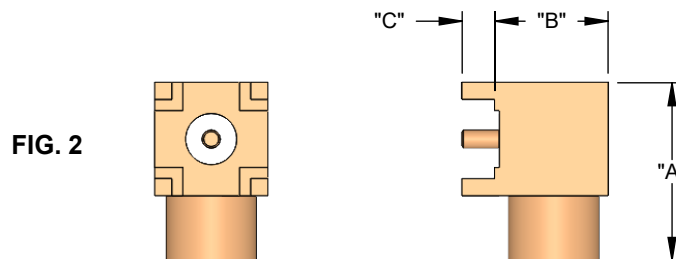
STRAIGHT PRINTED CIRCUIT BOARD JACK RECEPTACLE - THROUGH-HOLE MOUNT

FIG.	POL. (Z)	CABLE GROUP	MATERIAL	BODY PLATING	CONTACT PLATING	MOUNTING	DIM "A"	DIM "B"	DIM "C"	PART NUMBER
1	-	-	BRASS	GOLD	GOLD - C	PC050	.236 [6.0]	-	.068 [1.7]	30F-1PC-000-00G
1	-	-	BRASS	GOLD	GOLD - C	PC050	.236 [6.0]	-	.155 [3.9]	30F-1PC-000-03G



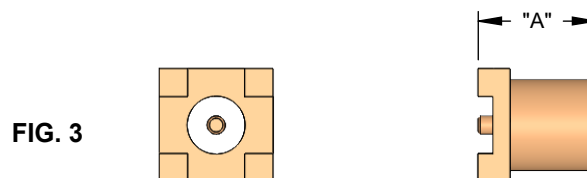
RIGHT ANGLE PRINTED CIRCUIT BOARD JACK RECEPTACLE - THROUGH-HOLE MOUNT

FIG.	POL. (Z)	CABLE GROUP	MATERIAL	BODY PLATING	CONTACT PLATING	MOUNTING	DIM "A"	DIM "B"	DIM "C"	PART NUMBER
2	-	-	BRASS	GOLD	GOLD - C	PC050	.370 [9.4]	.236 [6.0]	.068 [1.7]	30F-2PC-000-00G
2	-	-	BRASS	GOLD	GOLD - C	PC050	.370 [9.4]	.236 [6.0]	.155 [3.9]	30F-2PC-000-02G



STRAIGHT PRINTED CIRCUIT BOARD JACK RECEPTACLE - SURFACE MOUNT

FIG.	POL. (Z)	CABLE GROUP	MATERIAL	BODY PLATING	CONTACT PLATING	MOUNTING	DIM "A"	DIM "B"	DIM "C"	PART NUMBER
3	-	-	BRASS	GOLD	GOLD - C	SF030	.244 [6.2]	-	-	30F-1SF-000-00G



NOTES: 1. "C" CODING IN THE "CONTACT PLATING" COLUMN DESIGNATES A CAPTIVE CONTACT DESIGN.