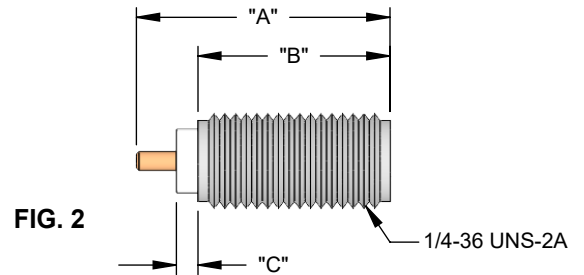
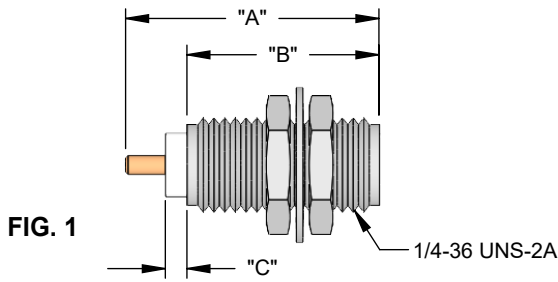


STRAIGHT PANEL JACK RECEPTACLE - SOLDER POST CONTACT

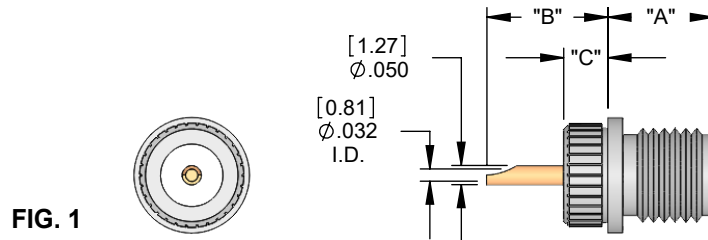
| FIG. | POL. (Z) | CABLE GROUP | MATERIAL | BODY PLATING | CONTACT PLATING | MOUNTING | DIM "A" | DIM "B" | DIM "C" | PART NUMBER |
|------|----------|-------------|----------|--------------|-----------------|----------|-------------|-------------|------------|-----------------|
| 1 | - | - | S. STEEL | GOLD | GOLD -C | BK070 | .660 [16.8] | .500 [12.7] | .076 [1.9] | 39F-1BK-000-00G |
| 1 | - | - | S. STEEL | PASSIVATE | GOLD -C | BK070 | .660 [16.8] | .500 [12.7] | .076 [1.9] | 39F-1BK-000-00P |
| 1 | - | - | BRASS | GOLD | GOLD -C | BK070 | .660 [16.8] | .500 [12.7] | .076 [1.9] | 40F-1BK-000-00G |
| 1 | - | - | BRASS | NICKEL | GOLD -C | BK070 | .660 [16.8] | .500 [12.7] | .076 [1.9] | 40F-1BK-000-00N |
| 1 | - | - | S. STEEL | GOLD | GOLD -C | BK070 | .660 [16.8] | .500 [12.7] | - | 39F-1BK-000-04G |
| 1 | - | - | S. STEEL | PASSIVATE | GOLD -C | BK070 | .660 [16.8] | .500 [12.7] | - | 39F-1BK-000-04P |
| 1 | - | - | BRASS | GOLD | GOLD -C | BK070 | .660 [16.8] | .500 [12.7] | - | 40F-1BK-000-03G |
| 1 | - | - | BRASS | NICKEL | GOLD -C | BK070 | .660 [16.8] | .500 [12.7] | - | 40F-1BK-000-03N |
| 2 | - | - | S. STEEL | GOLD | GOLD -C | BK070 | .660 [16.8] | .500 [12.7] | .076 [1.9] | 39F-1BK-000-01G |
| 2 | - | - | S. STEEL | PASSIVATE | GOLD -C | BK070 | .660 [16.8] | .500 [12.7] | .076 [1.9] | 39F-1BK-000-01P |
| 2 | - | - | BRASS | GOLD | GOLD -C | BK070 | .660 [16.8] | .500 [12.7] | .076 [1.9] | 40F-1BK-000-02G |
| 2 | - | - | BRASS | NICKEL | GOLD -C | BK070 | .660 [16.8] | .500 [12.7] | .076 [1.9] | 40F-1BK-000-02N |
| 2 | - | - | S. STEEL | GOLD | GOLD -C | BK070 | .660 [16.8] | .500 [12.7] | - | 39F-1BK-000-05G |
| 2 | - | - | S. STEEL | PASSIVATE | GOLD -C | BK070 | .660 [16.8] | .500 [12.7] | - | 39F-1BK-000-05P |
| 2 | - | - | BRASS | GOLD | GOLD -C | BK070 | .660 [16.8] | .500 [12.7] | - | 40F-1BK-000-04G |
| 2 | - | - | BRASS | NICKEL | GOLD -C | BK070 | .660 [16.8] | .500 [12.7] | - | 40F-1BK-000-04N |



NOTES: 1. "C" CODING IN THE "CONTACT PLATING" COLUMN DESIGNATES A CAPTIVE CONTACT DESIGN.

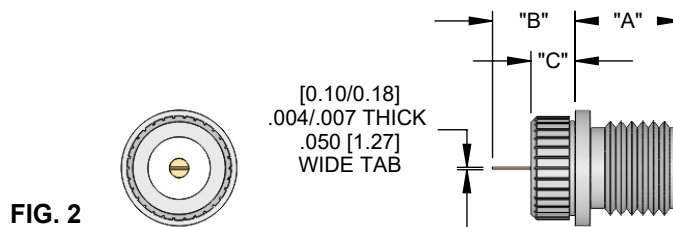
STRAIGHT PANEL JACK RECEPTACLE - SOLDER POT CONTACT

| FIG. | POL. (Z) | CABLE GROUP | MATERIAL | BODY PLATING | CONTACT PLATING | MOUNTING | DIM "A" | DIM "B" | DIM "C" | PART NUMBER |
|------|----------|-------------|----------|--------------|-----------------|----------|------------|------------|------------|-----------------|
| 1 | - | - | S. STEEL | GOLD | GOLD - C | BK080 | .275 [7.0] | .315 [8.0] | .115 [2.9] | 39F-1PF-000-02G |
| 1 | - | - | S. STEEL | PASSIVATE | GOLD - C | BK080 | .275 [7.0] | .315 [8.0] | .115 [2.9] | 39F-1PF-000-02P |
| 1 | - | - | BRASS | GOLD | GOLD - C | BK080 | .275 [7.0] | .315 [8.0] | .115 [2.9] | 40F-1PF-000-02G |
| 1 | - | - | BRASS | NICKEL | GOLD - C | BK080 | .275 [7.0] | .315 [8.0] | .115 [2.9] | 40F-1PF-000-02N |



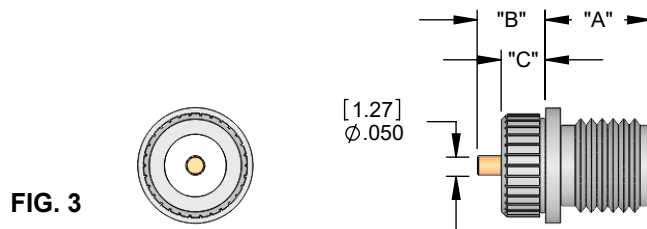
STRAIGHT PANEL JACK RECEPTACLE - TAB CONTACT

| FIG. | POL. (Z) | CABLE GROUP | MATERIAL | BODY PLATING | CONTACT PLATING | MOUNTING | DIM "A" | DIM "B" | DIM "C" | PART NUMBER |
|------|----------|-------------|----------|--------------|-----------------|----------|------------|------------|------------|-----------------|
| 2 | - | - | S. STEEL | GOLD | GOLD - C | BK080 | .275 [7.0] | .215 [5.5] | .115 [2.9] | 39F-1PF-000-01G |
| 2 | - | - | S. STEEL | PASSIVATE | GOLD - C | BK080 | .275 [7.0] | .215 [5.5] | .115 [2.9] | 39F-1PF-000-01P |
| 2 | - | - | BRASS | GOLD | GOLD - C | BK080 | .275 [7.0] | .215 [5.5] | .115 [2.9] | 40F-1PF-000-01G |
| 2 | - | - | BRASS | NICKEL | GOLD - C | BK080 | .275 [7.0] | .215 [5.5] | .115 [2.9] | 40F-1PF-000-01N |



STRAIGHT PANEL JACK RECEPTACLE - SOLDER POST CONTACT

| FIG. | POL. (Z) | CABLE GROUP | MATERIAL | BODY PLATING | CONTACT PLATING | MOUNTING | DIM "A" | DIM "B" | DIM "C" | PART NUMBER |
|------|----------|-------------|----------|--------------|-----------------|----------|------------|------------|------------|-----------------|
| 3 | - | - | S. STEEL | GOLD | GOLD - C | BK080 | .275 [7.0] | .175 [4.5] | .115 [2.9] | 39F-1PF-000-00G |
| 3 | - | - | S. STEEL | PASSIVATE | GOLD - C | BK080 | .275 [7.0] | .175 [4.5] | .115 [2.9] | 39F-1PF-000-00P |
| 3 | - | - | BRASS | GOLD | GOLD - C | BK080 | .275 [7.0] | .175 [4.5] | .115 [2.9] | 40F-1PF-000-00G |
| 3 | - | - | BRASS | NICKEL | GOLD - C | BK080 | .275 [7.0] | .175 [4.5] | .115 [2.9] | 40F-1PF-000-00N |



NOTES: 1. "C" CODING IN THE "CONTACT PLATING" COLUMN DESIGNATES A CAPTIVE CONTACT DESIGN.